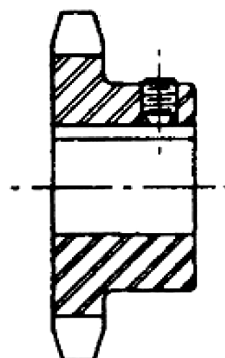


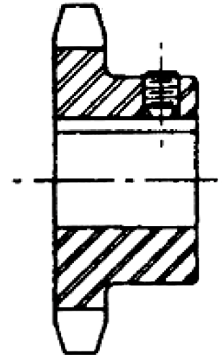
STANDARD KEYSEATS	
Bore Range	Keyseat
inch	
3/8 - 7/16	None
1/2 - 9/16	1/8 X 1/16
5/8 - 7/8	3/16 X 3/32
15/16 - 1 1/4	1/4 X 1/8
1 5/16 - 1 3/8	5/16 X 5/32
1 7/16 - 1 3/4	3/8 X 3/16



ISO 9001:2000	STYLE	TEETH	DIAMETER	BORE RANGE	LTB	WT. (APPROX.)
Part Number	Bore	Quantity	Outside	Std.		lbs
			inch			
50BS9	Bored to Size	9	2.090	1	5/8 - 3/4	0.30
50BS10		10	2.300		5/8 - 1	0.30
50BS11		11	2.500		5/8 - 1 1/4	0.60
50BS12		12	2.710			0.70
50BS13		13	2.910			0.80
50BS14	Bored to Size	14	3.110	1	5/8 - 1 1/4	1.00
50BS15		15	3.320		5/8 - 1 1/2	1.20
50BS16		16	3.520		5/8 - 1 5/8	1.45
50BS17		17	3.720			1.60
50BS18		18	3.920			1.90
50BS19	Bored to Size	19	4.120	1	5/8 - 1 5/8	2.00
50BS20		20	4.320		3/4 - 1 5/8	2.10
50BS21		21	4.520		3/4 - 1 3/4	2.25
50BS22		22	4.720			2.40
50BS23		23	4.920			2.50
50BS24	Bored to Size	24	5.120	1 1/4	3/4 - 1 3/4	3.00
50BS25		25	5.320			3.10
50BS26		26	5.520			3.30
50BS27		27	5.720			3.46
50BS28		28	5.920			3.60

PLEASE ASK YOUR SALES REPRESENTATIVE REGARDING FIT'S SOURCING CAPABILITIES

STANDARD KEYSEATS	
Bore Range	Keyseat
inch	
3/8 - 7/16	None
1/2 - 9/16	1/8 X 1/16
5/8 - 7/8	3/16 X 3/32
15/16 - 1 1/4	1/4 X 1/8
1 5/16 - 1 3/8	5/16 X 5/32
1 7/16 - 1 3/4	3/8 X 3/16

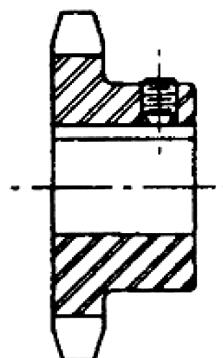


ISO 9001:2000	STYLE	TEETH	DIAMETER	BORE RANGE	LTB	WT. (APPROX.)
Part Number	Bore	Quantity	Outside	Std.		lbs
			inch			
50BS29	Bored to Size	29	6.120	1 1/4	3/4 - 1 3/4	3.78
50BS30		30	6.320		3.90	
50BS31		31	6.520		4.46	
50BS32		32	6.720		4.70	
50BS33		33	6.920		4.92	
50BS34	Bored to Size	34	7.120	1 1/4	3/4 - 1 15/16	5.06
50BS35		35	7.320			5.30
50BS36		36	7.520			5.50
50BS37		37	7.720			5.62
50BS38		38	7.920			5.80
50BS39	Bored to Size	39	8.120	1 1/4	3/4 - 1 15/16	6.02
50BS40		40	8.320			6.20
50BS41		41	8.520			6.45
50BS42		42	8.720			6.68
50BS43		43	8.910			6.99
50BS44	Bored to Size	44	9.110	1 1/4	3/4 - 1 15/16	7.30
50BS45		45	9.310			8.00
50BS46		46	9.510		8.51	
50BS47		47	9.710		8.76	
50BS48		48	9.910		9.03	

WHETHER BEARINGS OR SPECIAL ORDER PRODUCTS, FIT CAN SUPPLY YOUR NEEDS



STANDARD KEYSEATS	
Bore Range	Keyseat
inch	
3/8 - 7/16	None
1/2 - 9/16	1/8 X 1/16
5/8 - 7/8	3/16 X 3/32
15/16 - 1 1/4	1/4 X 1/8
1 5/16 - 1 3/8	5/16 X 5/32
1 7/16 - 1 3/4	3/8 X 3/16



ISO 9001:2000	STYLE	TEETH	DIAMETER	BORE RANGE	LTB	WT. (APPROX.)
Part Number	Bore	Quantity	Outside	Std.		lbs
			inch			
50BS49	Bored to Size	49	10.110	1 1/4	1 - 1 15/16	9.33
50BS50		50	10.310			9.63
50BS51		51	10.510			9.81
50BS52		52	10.710			9.99
50BS53		53	10.910			10.37
50BS54	Bored to Size	54	11.110	1 1/4	1 - 1 15/16	10.75
50BS55		55	11.310			11.08
50BS56		56	11.500			11.41
50BS57		57	11.700			11.75
50BS58		58	11.900			12.08
50BS59	Bored to Size	59	12.100	1 1/4	1 - 1 15/16	12.41
50BS60		60	12.300			13.50
50BS70		70	14.290	1 3/4		17.81
50BS72		72	14.690			19.13
50BS80	80	16.280	24.39			
50BS84	Bored to Size	84	17.080	1 3/4	1 - 1 15/16	25.15
50BS96		96	19.470			32.57
50BS112		112	22.650			41.65

FIT GOES THE EXTRA MILE FOR OUR CUSTOMERS

CORPORATE - WEST COAST SALES
47655 Warm Springs Blvd
Fremont, CA 94539
Toll Free: (800) 808-0348
Phone: (510) 623-1688

172

MIDWEST SALES - DISTRIBUTION
2800 Galvin Drive
Elgin, IL 60124
Toll Free: (877) 808-0348
Phone: (847) 836-8200